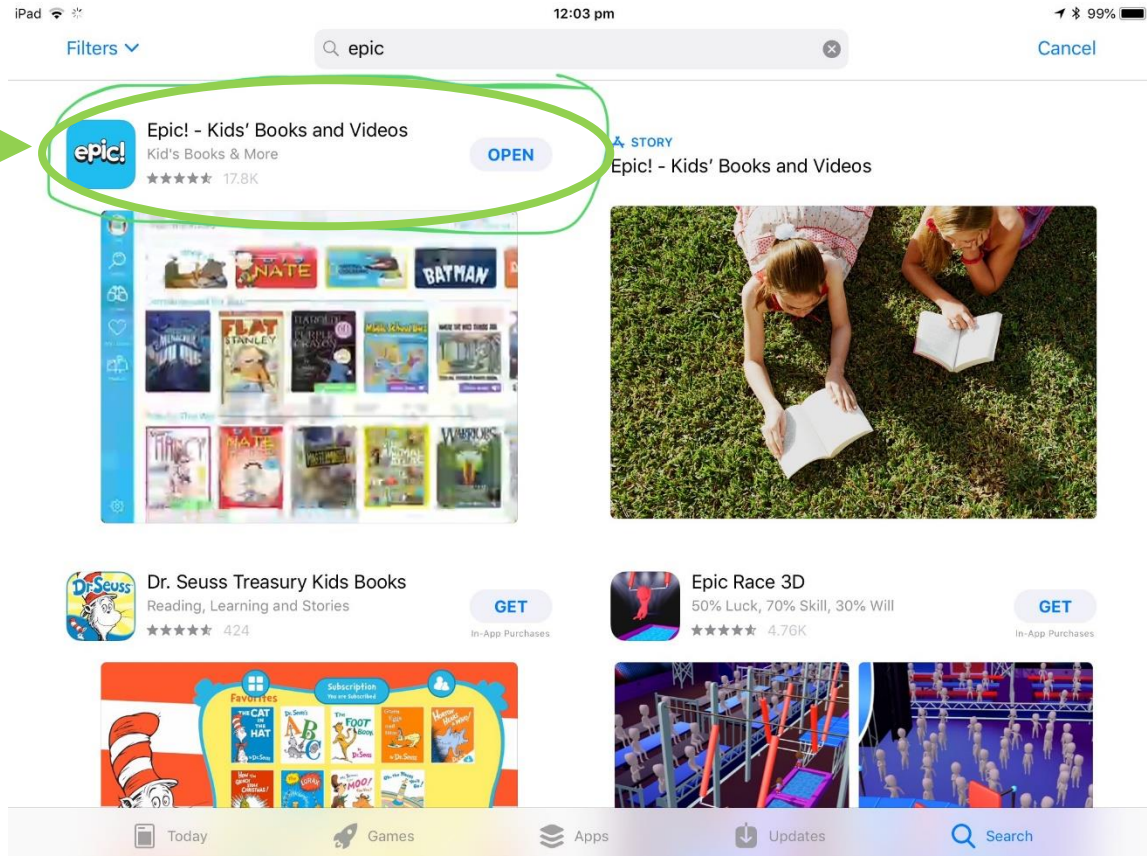




Logging into your classroom Epic! Account

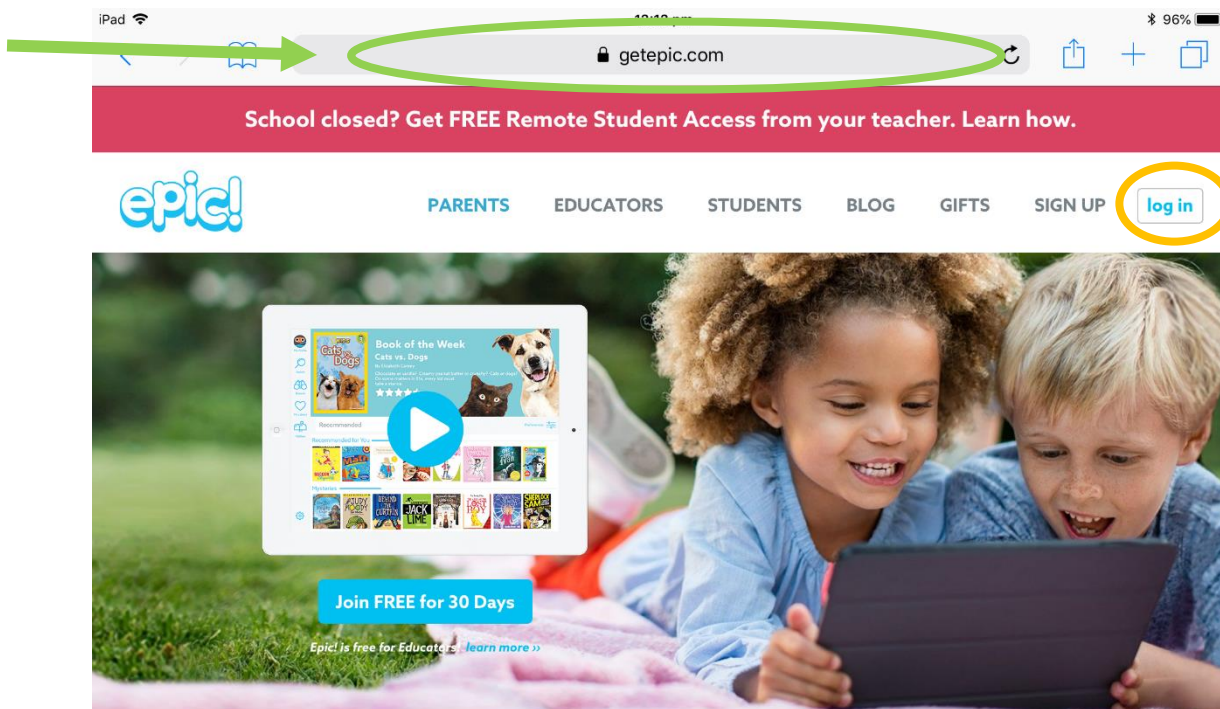
Step 1.

- If using a tablet or iPad, download the Epic! application from the App store.



Or

- If using a laptop go to getepic.com and select 'log in'



Epic! is the Leading Digital Library for Kids 12 & Under

Step 2.

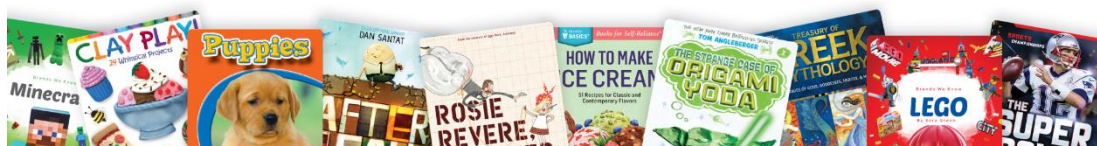


- Select 'Have an account? Sign in'



Making Learning Fun

Kids love it because it's fun. Parents and teachers love it because it's educational.



PARENTS

EDUCATORS



[Have an account? Sign In](#)

Step 3.

- Select 'Students & Educators'



Log in



Parents



Students & Educators



[Don't have an account?](#)

Step 4.


- Type in your classroom code (these will be provided to you through seesaw)

 Log In 


Student Login

Don't know your class code? Ask a teacher.

Or select your class

 Ms. Churchill's Class
[Redacted]

Educator Login



Or

[Don't have an account?](#)

Step 5.

- Select your personal avatar.

Sign Out **Select Your Profile**

 Teacher Login

Welcome, Ms. Churchill's Class!

 Search Your Name

 1
Miss Churchill

 2
Miss Constable

 1
Mrs Bellwood

 1
Miss Mengel

 1
Mrs McCumiskey

 1
[Redacted]

 2
[Redacted]

 1
[Redacted]

 3
[Redacted]

 1
[Redacted]

Step 6.

- Students select texts of interest to complete 'Listening to Reading'
- Student can listen to books that are 'read to them' or select texts they need to read independently.
- Teachers may also upload texts connected to other learning tasks that you can find in the 'Mailbox'.



Here you can explore all text types that may interest you

Here you can find the mailbox. Texts will be specifically uploaded by your teacher.

****Note: Due to Epic's unchangeable settings the application is only available to be used between 9am-3pm, Monday-Friday.***

Happy Reading 😊

The Kindergarten Team